



**MY 2014
Model Line-up
&
Major Model Changes**

April, 2014



New Models & Major Feature Improvements

1. **NEW 500 & TRV 500**

- Features added to 500, TRV 500
 - Electric shift full lock front differential
 - Front bumper fascia
 - Stick stoppers
 - Racks with SpeedRack features
 - Kaden tires



500



TRV 500

2. **NEW Prowler HDX 500**

- Similar to current Prowler HDX 700
- With 443 cc liquid cooled engine with EFI



HDX 500

3. **NEW Wildcat 4 X**

- With same color scheme as Wildcat X



DVX 90, 300, XC 450



DVX 90

- DVX 90 Feature changes
 - Black wheels
 - New graphics
- Key features
 - Forward/neutral/reverse
 - Working headlight/tail light
 - Adjustable speed control (15 & 30 MPH)



300

- 300 Feature changes
 - Black wheels
 - New graphics
- Key features
 - Digital gauge
 - IFS in front
 - Steel racks



450 XC

- 450 XC Feature changes
 - New graphics
- Key features
 - Painted panels
 - Aggressive styling
 - FIS front & rear



450, 500



450



500



- 450 Feature changes
 - Black wheels
 - New graphics
 - Synerject Closed Loop EFI
- Key features
 - Liquid cooled 443 cc engine
 - FIS front & rear
 - Duramatic transmission

- 500 Feature changes
 - Black wheels
 - New graphics
 - Electric shift full lock front differential
 - Front bumper fascia
 - Stick stoppers
 - Racks with SpeedRack features
 - Kaden tires
 - Park in Gear
 - Closed loop EFI
- Key features
 - Liquid cooled 443 cc engine
 - FIS front & rear
 - Duramatic transmission



550



550



550 XT EPS



- 550 Feature changes
 - Black wheels
 - New graphics
 - Synerject EFI
 - Park in Gear
 - 1 way bearing issue resolved
 - ✓ 550, 700 & 1000 models (excluding Wildcat which did not have this bearing)

- Key features
 - Duramatic transmission
 - FIS front & rear

- XT key features
 - Painted panels
 - Sway bar in rear
 - Aluminum Wheels



700



700



700 XT EPS



700 XT EPS

- 700 Feature changes •
 - Black wheels
 - New graphics
 - Synerject Closed Loop EFI
 - 1 way bearing issue resolved

Key features

- Duramatic transmission
- FIS front & rear
- Park in Gear

- XT key features
 - Painted panels
 - Sway bar in rear
 - Aluminum Wheels





1000



1000 XT EPS

- 1000 Feature changes
 - New graphics
 - 1 way bearing issue resolved
- Key features
 - Liquid cooled 951 cc engine
 - FIS front & rear
 - Sway bar in rear
 - Duramatic transmission
 - Big Horn tires



MudPro 700, Mud Pro 1000



Mud PRO 700 LIMITED EPS



MUD PRO 1000 LIMITED EPS

- Feature changes
 - New graphics
 - Synerject Closed Loop EFI on 700
 - 1 way bearing issue resolved
- Key features
 - 28" Maxxis Zilla tires
 - Snorkel for engine intake, clutch intake and clutch exhaust
 - Extended wheel base on 1000



TBX 700, Diesel 700



TBX 700



700 SUPER DUTY DIESEL

- Feature changes
 - Black wheels
 - New graphics
 - No EPS
 - 1 way bearing issue resolved
 - Synerject Closed Loop EFI
- Key features
 - 300 lb. cargo box
 - Side storage boxes
 - FIS front & rear
- Model Re-positioned
 - Power steering deleted
 - Steel wheels replaced Alloy
 - No painted panels

- Feature changes
 - Black wheels
 - New graphics
- Key features
 - Runs on 6 different fuels
 - Large steel rack on rear
 - Interchangeable rear rack & cargo box



TRV 500



- 500 Feature changes
 - Black wheels
 - New graphics
 - Electric shift full lock front differential
 - Front bumper fascia
 - Stick stoppers
 - Racks with SpeedRack features
 - Kaden tires
 - not compliant for California emissions
- Key features
 - Liquid cooled 443 cc engine
 - FIS front & rear
 - Duramatic transmission
 - Closed loop EFI
 - Park in Gear



TRV 700



TRV 700 XT EPS

- TRV 700 Feature changes
 - New graphics
 - Synerject Closed Loop EFI
 - 1 way bearing issue resolved
- Key features
 - Duramatic transmission
 - Park in Gear
 - FIS front & rear
 - Sway bar
 - EPS
- XT key features
 - Painted panels
 - Aluminum Wheels
 - Electronic Power Steering



Prowler 550 XT



- 550 XT Feature changes
 - New graphics
- Key features
 - Bucket seats
 - Painted panels
 - Aluminum wheels
 - 600 lb.. cargo back



Prowler 1000 XTZ



PROWLER 1000 XTZ EPS

- 1000 XTX Feature changes
 - New graphics
- Key features
 - Bucket seats
 - Tilt steering wheel
 - Painted panels
 - Aluminum wheels
 - 600 lb.. cargo back



Prowler HDX 500




- Prowler HDX 500
 - Similar to current Prowler HDX 700
 - 3 passenger bench seat
 - With 443 cc liquid cooled engine with EFI
 - Park position in shift gate
 - Synerject closed loop EFI
 - Catalyst in exhaust
 - Improved air box
 - Relocated air intake pre-filter
 - 600 lb. cargo box
 - Removable sides on cargo box



HDX air box improvements


- **More secure filter (HDX 500 & HDX 700)**
 - Tool free removal of filter with two thumb screws. Two towers added to air box with male studs for thumb screws.
 - Steel screen holds filter down
 - Filter is secured independently of the cover. Previous design relied on cover to hold filter down and seal top air box closed.
 - Raised lip added to error proof the installation of the air box cover (impossible to install the cover and not have the seal engaged).





HDX air box improvements


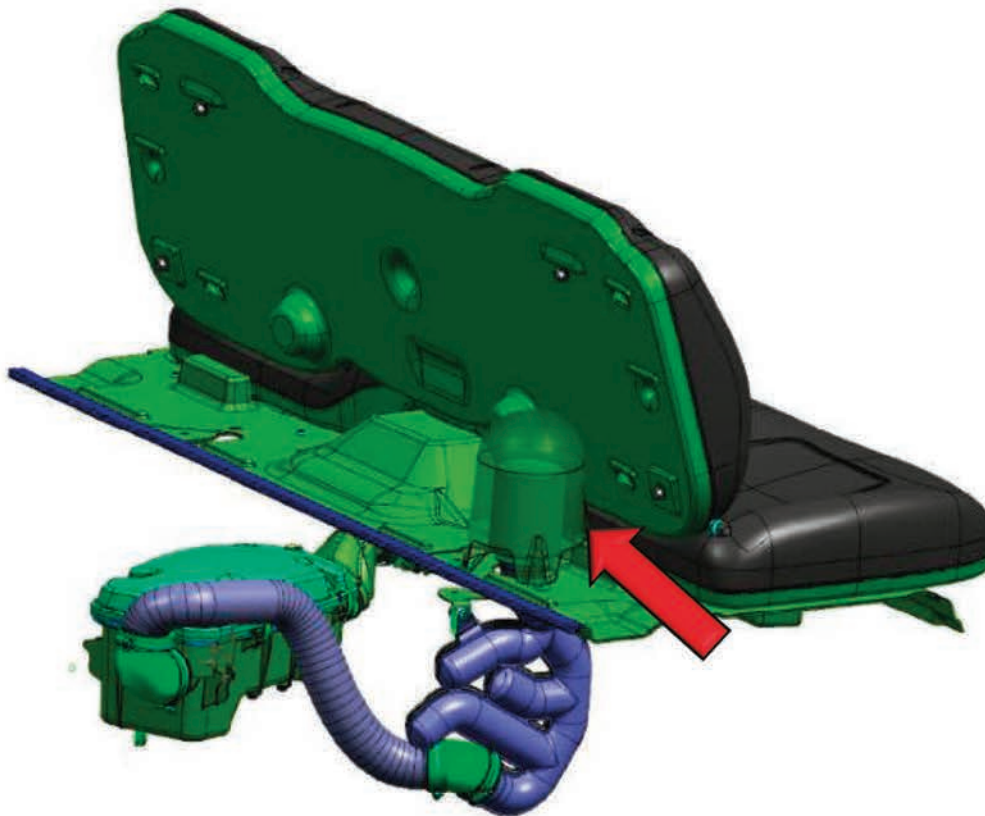
- ***Air box-to-throttle body boot (HDX 500 & HDX 700)***
 - One piece rubber boot replaced following components:
 - Rubber coupler
 - Clamp
 - Plastic duct
 - Clamp
 - Rubber coupler
 - Less clamps, less leak points.
 - Proven boot design, as on our ATV models.





HDX air box improvements

- **Pre-filter location and accessibility (*HDX 500 only*)**
 - Pre-filter location out of dusty environment
 - Easy tool free removal of pre-filter shield (shield over pre-filter pushes into three rubber grommets). Tilt box up and shield is accessible.





Prowler Competitive Analysis

MY 2014

Recreation SxS

Utility SxS

Date Modified: 6-14-13	Prowler 700 XTX	Yamaha Viking	Polaris Ranger 800	Prowler 700 HDX	Prowler 500 HDX
Engine Displacement (cc)	695	686	760	695	443
Engine Type	SOHC, 4-stroke, 4-valve w/EFI	SOHC, 4-stroke, 4-valve w/EFI	4-stroke twin EFI	SOHC, 4-stroke, 4-valve w/EFI	SOHC, 4-stroke, 4-valve w/EFI
Cooling System	Liquid with Fan	Liquid with Fan	Liquid with Fan	Liquid with Fan	Liquid with Fan
Bore & Stroke (mm)	102x85	102x84		102x85	89x71.2
Alternator Capacity (amps)	28			28	28
Speedometer	Digital	Digital	Digital	Digital	Digital
Odometer	Digital	Digital	Digital	Digital	Digital
Fuel Capacity (gal./liters)	8.2/31	9.7	9	8.2/31	8.2/31
Transmission	Automatic CVT with EBS, Hi/Lo Range, Reverse & Park	Yamaha Ultramatic V-belt with all-wheel engine braking; L, H, N, R	Automatic PVT H/L/N/R; Shaft no engine braking	Automatic CVT with EBS, Hi/Lo Range, Reverse & Park	Automatic CVT with EBS, Hi/Lo Range, Reverse & Park
Drive System	2/4 WD + Electric Front Differential Lock	2/4 WD + Electric Front Differential Lock	On-Demand True AWD/2WD/ VersaTrac Turf Mode	2/4 WD + Electric Front Differential Lock	2/4 WD
Front Brakes	Hydraulic Disc	Hydraulic Disc	Hydraulic Disc	Hydraulic Disc	Hydraulic Disc
Rear Brake	Hydraulic Disc	Hydraulic Disc	Hydraulic Disc	Hydraulic Disc	Hydraulic Disc
Front Suspension	Double A-Arm	Double A-Arm	Double A-Arm	Double A-Arm	Double A-Arm
Front Travel (in./cm)	10/25.4	8.1	9.6	10/25.4	10/25.4
Rear Suspension	Double A-Arm	Double A-Arm	Double A-Arm	Double A-Arm	Double A-Arm
Rear Travel (in./cm)	10/25.4	8.1	9	10/25.4	10/25.4
Front Tires	26x9R14	25x8x12	25x10-12	26x9R14	26x9R14
Rear Tires	26x11R14	25x10-12	25x11-12	26x11R14	26x11R14

- In the recreation segment, not utility
- Aligns with the Prowler XTX, not HDX



Prowler Competitive Analysis

MY 2014

Recreation SxS

Utility SxS

Date Modified: 6-14-13	Prowler 700 XTX	Yamaha Viking	Polaris Ranger 800	Prowler 700 HDX	Prowler 500 HDX
Overall Length (in./cm)	118.75/301.6	122	114	129/327.7	129/327.7
Overall Width (in./cm)	61.5/156.2	61.8	60	60/152.4	60/152.4
Overall Height (in./cm)	79/200.6	74.1	76	79/200.6	79/200.6
Wheelbase (in./cm)	75/190.5	84.1	76	85/215.9	85/215.9
Ground Clearance (in./cm)	10/25.4	11.8	12	10/25.4	10/25.4
Dry Weight (lbs./kg)	1251/566.7	1,342 (wet)	1,237	1363/619.55	1307/593
Front Rack Capacity (lbs./kg)	NA			NA	NA
Rear Rack/Box Storage Capacity (lbs./kg)	600/272.15	600	1,000	1,000/454.5	600/272
Underhood/Side Storage Capacity (lbs./kg)	25/11.34 - NA			25/11.34 - NA	NA
Towing Capacity (lbs./kg)	1500/680.4	1,500	2,000	1500/681.82	1500/681.82
Hitch	2" receiver		2" receiver	2" receiver	2" receiver
Power steering	EPS		EPS & non-EPS	EPS	
Minimum Operator Age	16 with Valid Driver's License			16 with Valid Driver's License	16 with Valid Driver's License
Available Colors	Team Arctic Green Paint, Viper Blue Paint, Camo	Steel Blue, Hunter Green, Red, Camo (Realtree AP HD)	Red, Green, Sunset Red LE, White LE, camo (Polaris Pursuit)	Emerald Green Metallic Paint, Vibrant Red Paint, Camo	Green, Red
Special Features	Power Steering, Aluminum Wheels, Automotive-Style Paint (Non-Camo Models), Park, Front & Rear 2" Receivers, Mirror, Tilt Steering, Sleek Side Restraints, Tilt Rear Cargo Box, Duro Kaden Tires	2 models; with & w/o EPS	2 models; with & w/o EPS	Power Steering, Aluminum Wheels, Automotive-Style Paint (Non-Camo Models), Front & Rear 2" Receiver, Sleek Side Restraints, Rear FOX Float Coil-Over Shocks, Side Storage Compartments, Transformable Tilt Rear Cargo Box, 3-Passenger Seat, Dashboard Shift Lever with Park, Duro Kaden Tires	Front & Rear 2" Receiver, Sleek Side Restraints, Transformable Tilt Rear Cargo Box, 3-Passenger Seat, Dashboard Shift Lever with Park, Duro Kaden Tires



Wildcat Key Features

- 18" of REAR suspension travel and 17" front
- 5 link rear suspension on all
- Low center of gravity
- Low seat position
- High ground clearance
- Fox Podium shocks with Compression adjustment on all
- EPS on all models
- Rapid Response Clutch system on all models (flyweight)
- Exoskeleton frame all
- Aluminum bumpers on X and limited models,
- LED lights, front & rear
- Tilt steering on all
- Ride in suspension on all, dual fan cooling all
- Automotive paint on all
- Passenger hand hold on all



Wildcat X



WILDCAT X



- Wildcat feature changes
 - New graphics
 - Dual piston brake calipers
 - Tighter turning radius
- Key features
 - Rapid Response Clutch system
 - Improved sway bar
 - Fox shocks
 - LED lights, front & rear
 - 18" suspension travel
 - Bighorn 2.0 tires
 - Park in Gear



Wildcat 4 X

New Wildcat 4 X

- With same color scheme as Wildcat X



WILDCAT 4 X



- Wildcat feature changes
 - New graphics
 - Dual piston brake calipers
 - Tighter turning radius
- Key features
 - Rapid Response Clutch system
 - Improved sway bar
 - Fox shocks
 - LED lights, front & rear
 - 18" suspension travel
 - Bighorn 2.0 tires
 - Park in Gear



ATV Model Line





Prowler Model Line





Wildcat Model Line

