

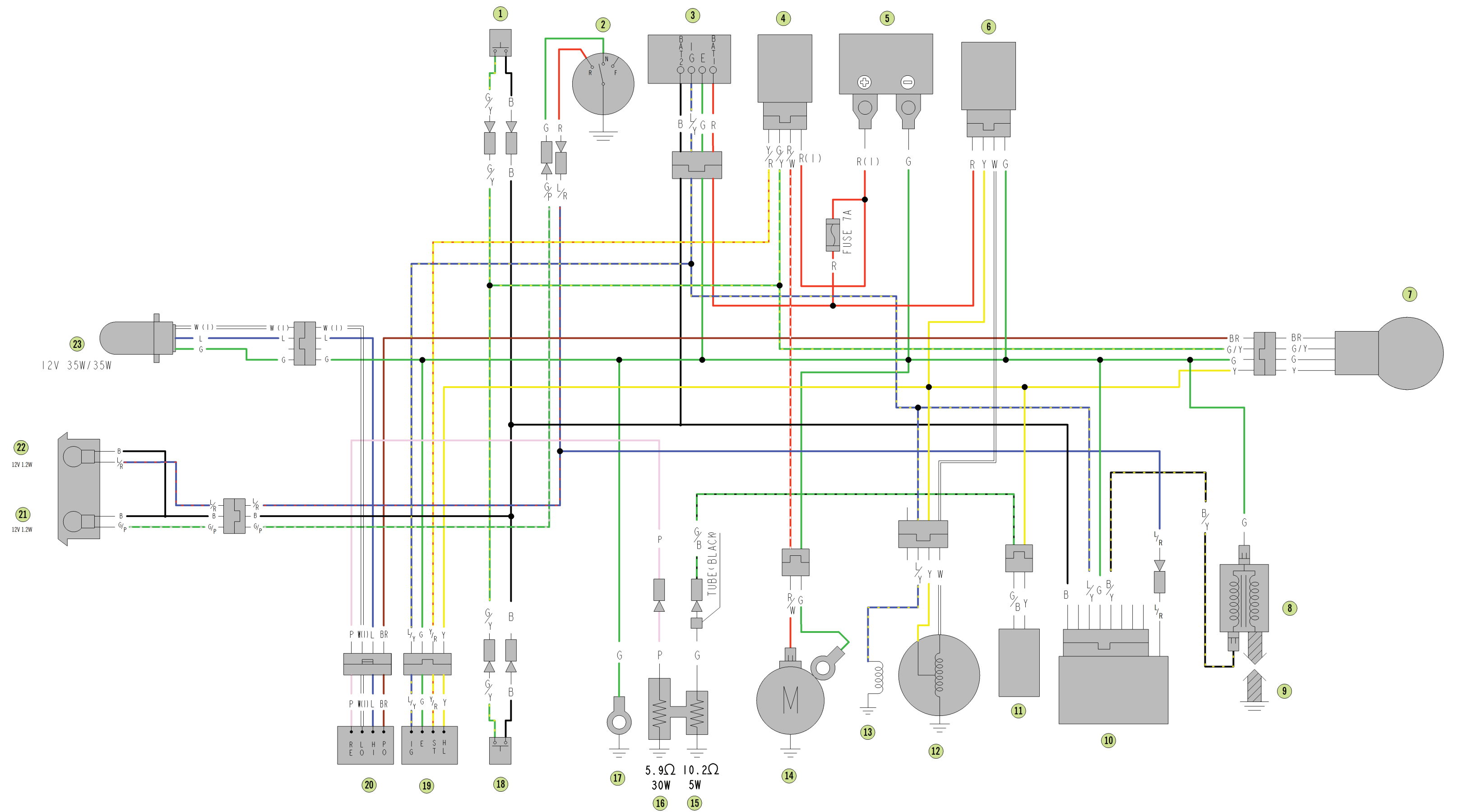
# 2014 ATV WIRING DIAGRAMS

The wiring diagrams are located in this chart in the following sequence:



Page		Page	
1	DVX 90	11	550 Models/700 Models
2	90 Utility	12	700 Diesel
3	150	13	1000 XT
4	300 Utility	14	1000 Mud Pro/1000 TRV LTD
5	DVX 300	15	Prowler XT
6	400 CR	16	Prowler HDX 500
7	400 TRV	17	Prowler HDX 500 Limited
8	450 CR	18	Prowler HDX 700/Prowler XTX
9	XC 450	19	Prowler XTZ
10	500/XT/500 TRV	20	Wildcat/LTD/Wildcat X/ Wildcat 4/LTD/Wildcat 4 X
		21	Wildcat Trail/XT





# Harness (p/n 3306-119) DVX 90



IGNITION SWITCH				
	BAT1	IG	E	BAT2
LOCK		○	○	
OFF		○	○	
ON	○			○
COLOR	R	L/Y	G	B

HEADLIGHT/DIMMER SW					
	HL	RE	LO	HI	PO
	<input type="radio"/>		<input type="radio"/>		<input type="radio"/>
	<input type="radio"/>			<input type="radio"/>	<input type="radio"/>
COLOR	Y	P	W	L	BR

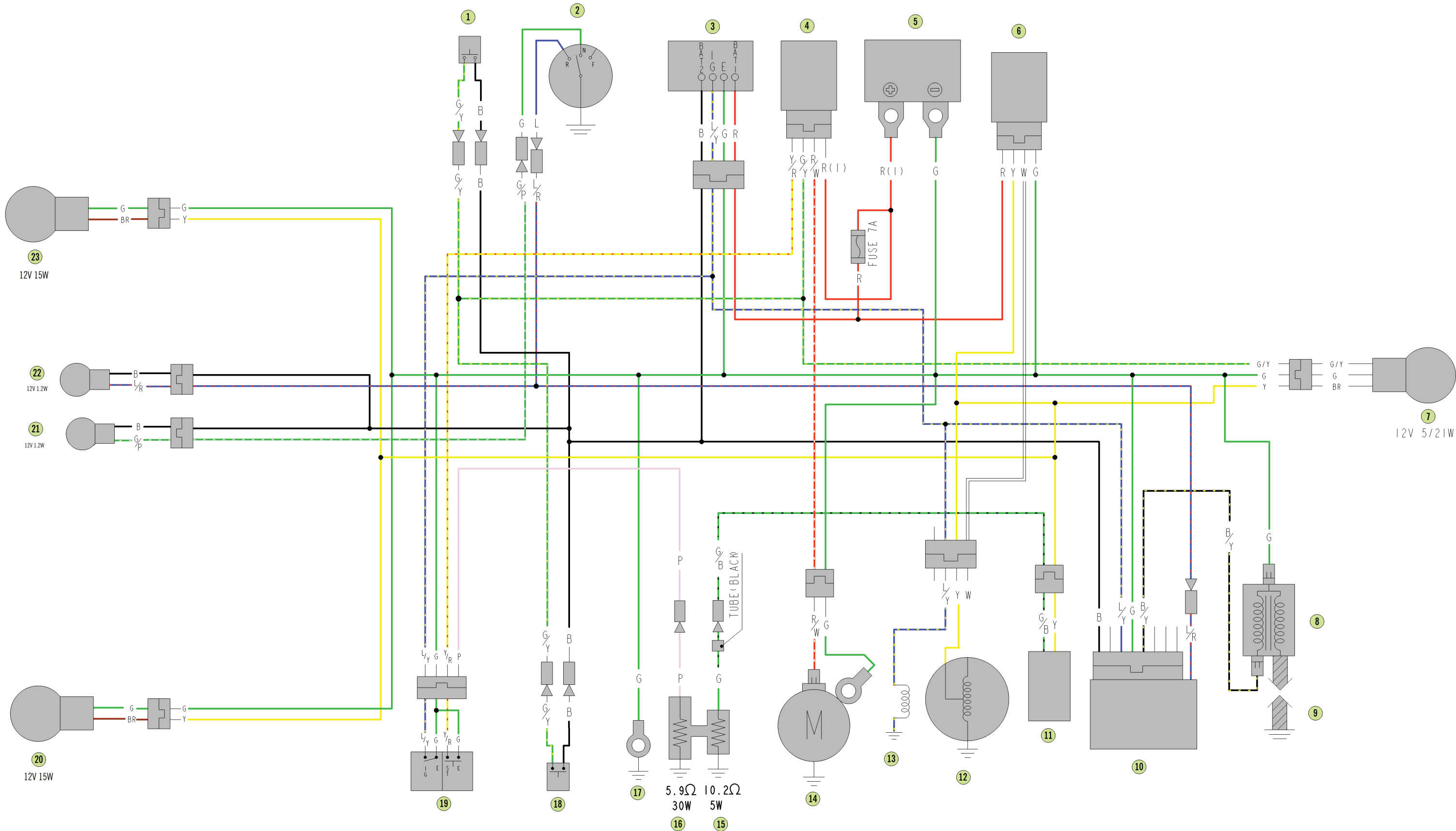
	E	IG
OFF		
RUN		
COLOR	G	L / Y

START BUTTON		
	ST	E
FREE		
PUSH		
COLOR	Y/R	G

B	BLACK	P	PINK
G	GREEN	BR	BROWN
O	ORANGE	GR	GRAY
L	BLUE	SB	SKY BLUE
W	WHITE	LG	LIGHT GREEN
Y	YELLOW		
R	RED		

**Harness**  
**(p/n 3305-860)**  
**90 Utility**

- 1 SWITCH, FRONT BRAKE
- 2 SWITCH, GEAR SHIFT POSITION
- 3 SWITCH, IGNITION
- 4 RELAY, STARTER
- 5 BATTERY, 12V
- 6 REGULATOR/RECTIFIER
- 7 TAILLIGHT/BRAKE LIGHT
- 8 COIL, IGNITION
- 9 SPARK PLUG
- 10 CDI
- 11 RELAY, LIGHTING
- 12 MAGNETO
- 13 SENSOR, CRANKSHAFT POSITION
- 14 MOTOR, STARTER
- 15 RESISTOR, # 1
- 16 RESISTOR, # 2
- 17 CONNECTOR, GROUND
- 18 SWITCH, REAR BRAKE
- 19 SWITCH, EMERGENCY STOP/START
- 20 HEADLIGHT
- 21 LIGHT, NEUTRAL INDICATOR
- 22 LIGHT, REVERSE GEAR INDICATOR
- 23 HEADLIGHT



IGNITION SWITCH				
	BAT1	IG	E	BAT2
LOCK		○	○	
OFF		○	○	
ON	○			○
COLOR	R	L/Y	G	B

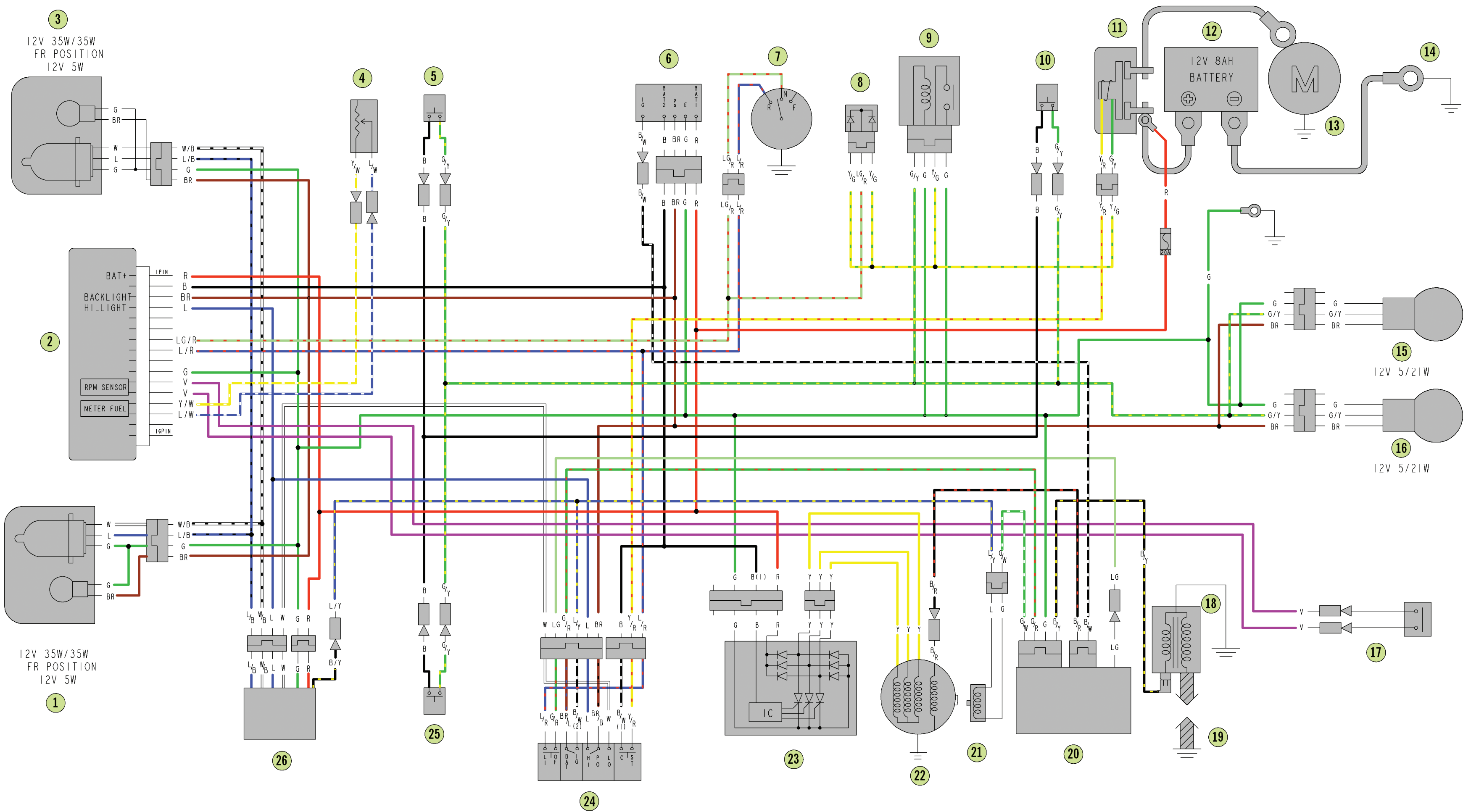
E-STOP SW		
	E	IG
OFF	○	○
RUN		
COLOR	G	L/Y

START BUTTON		
	ST	E
FREE		
PUSH	○	○
COLOR	Y/R	G

B	BLACK	P	PINK
G	GREEN	BR	BROWN
O	ORANGE	GR	GRAY
L	BLUE	SB	SKY BLUE
W	WHITE	LG	LIGHT GREEN
Y	YELLOW		
R	RED		

**Harness**  
**(p/n 3305-748)**  
**150**

- 1 HEADLIGHT/RUNNING LIGHT
- 2 LIGHTS, INDICATOR
- 3 HEADLIGHT/RUNNING LIGHT
- 4 SENSOR, FUEL LEVEL
- 5 SWITCH, FRONT BRAKE
- 6 SWITCH, KEY
- 7 SWITCH, GEAR SHIFT POSITION
- 8 DIODE, CLUTCH
- 9 RELAY, START-IN-GEAR
- 10 SWITCH, REAR BRAKE
- 11 SOLENOID, STARTER
- 12 BATTERY, 12V
- 13 MOTOR, STARTER
- 14 GROUND, ENGINE/BATTERY
- 15 LIGHT, TAIL/BRAKE
- 16 LIGHT, TAIL/BRAKE
- 17 SENSOR, SPEEDOMETER
- 18 COIL, IGNITION
- 19 SPARK PLUG
- 20 CDI
- 21 SENSOR, CRANKSHAFT POSITION
- 22 MAGNETO
- 23 REGULATOR/RECTIFIER
- 24 SWITCH, EMERGENCY STOP/START
- 25 SWITCH, REAR BRAKE
- 26 SWITCH, HEADLIGHT



E-STOP SW	
	BAT IG
COLOR	BR/L B/W (2)

START SW	
	ST C
FREE	
PUSH	
COLOR	Y/R B/W (1)

LIGHT/DIMMER SW	
	LO HI PO
COLOR	W L BR

OVER RIDE SW	
	LI OF
FREE	
PUSH	
COLOR	L/R G/R

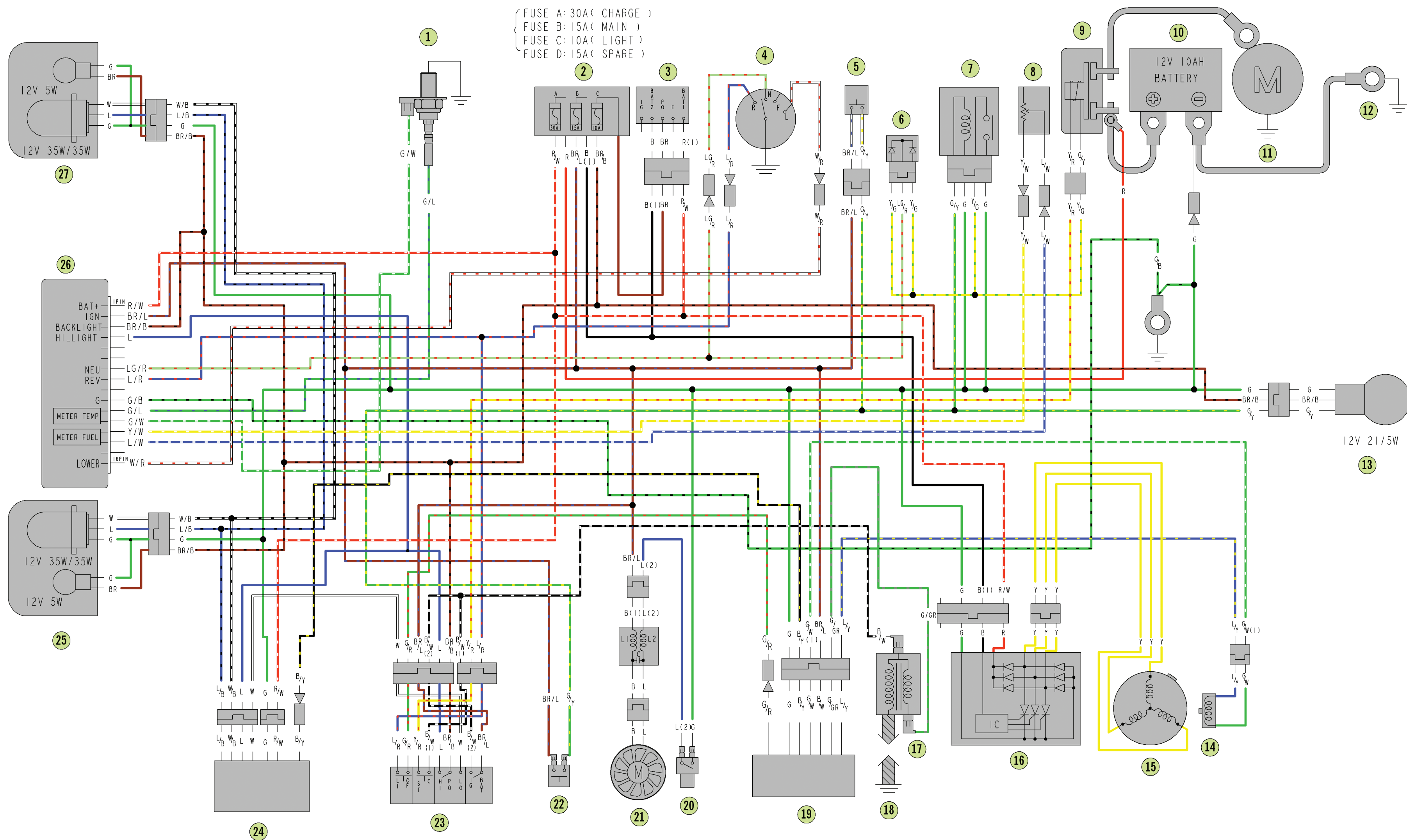
KEY SW	
	IG E BAT1 BAT2 PO
OFF	
ON	
PO	
COLOR	B/W G R B BR



B	BLACK	BR	BROWN
G	GREEN	GR	GRAY
O	ORANGE	SB	SKY BLUE
L	BLUE	LG	LIGHT GREEN
W	WHITE	V	VIOLET
Y	YELLOW		
R	RED		





## Harness (p/n 3303-838) 300 Utility





- 1 SENSOR, COOLANT TEMPERATURE
- 2 FUSE BLOCK
- 3 SWITCH, KEY
- 4 SWITCH, GEAR SHIFT POSITION
- 5 SWITCH, HAND BRAKE
- 6 DIODE, CLUTCH
- 7 RELAY
- 8 SENSOR, FUEL LEVEL
- 9 SOLENOID, STARTER
- 10 BATTERY, 12V
- 11 MOTOR, STARTER
- 12 GROUND, ENGINE/BATTERY
- 13 LIGHT, TAIL/BRAKE
- 14 SENSOR, CRANKSHAFT POSITION
- 15 MAGNETO
- 16 REGULATOR/RECTIFIER
- 17 COIL, IGNITION
- 18 SPARK PLUG
- 19 CDI
- 20 SWITCH, COOLANT TEMPERATURE
- 21 MOTOR, FAN
- 22 SWITCH, FOOT BRAKE
- 23 SWITCH, EMERGENCY STOP/START
- 24 SWITCH, HEADLIGHT
- 25 HEADLIGHT/RUNNING LIGHT
- 26 LIGHTS, INDICATOR
- 27 HEADLIGHT/RUNNING LIGHT



OVER RIDE SW		
	LI	OF
FREE		
PUSH		
COLOR	L/R	G/R

START BUTTOM		
	ST	C
FREE		
PUSH		
COLOR	Y/R	B/W (1)

DIMMER SW			
	PO	LO	HI
	<input type="radio"/>		
	<input type="radio"/>	<input type="radio"/>	
	<input type="radio"/>		<input type="radio"/>
COLOR	BR/B	W	L

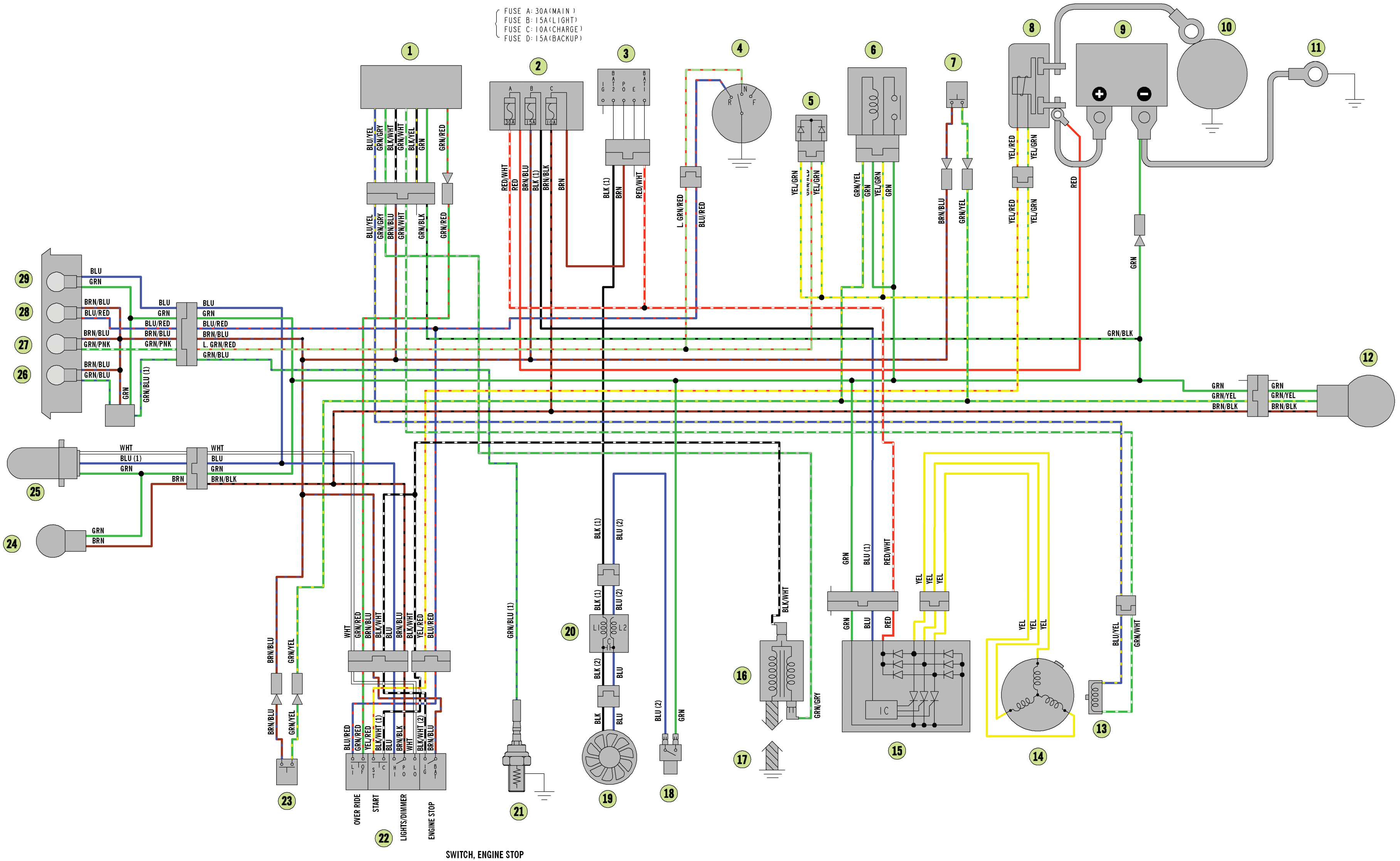
E-STOP SW		
	BAT	IG
		
		
COLOR	BR/L	B/W (2)



































COMB SW					
	1G	E	BAT1	BAT2	PO
OFF	○	○			
ON			○	○	
PO			○	○	○
COLOR	B/W	G	R	B	BR

B	BLACK	BR	BROWN
G	GREEN	GR	GRAY
O	ORANGE	SB	SKY BLUE
L	BLUE	LG	LIGHT GREEN
W	WHITE		
Y	YELLOW		
R	RED		

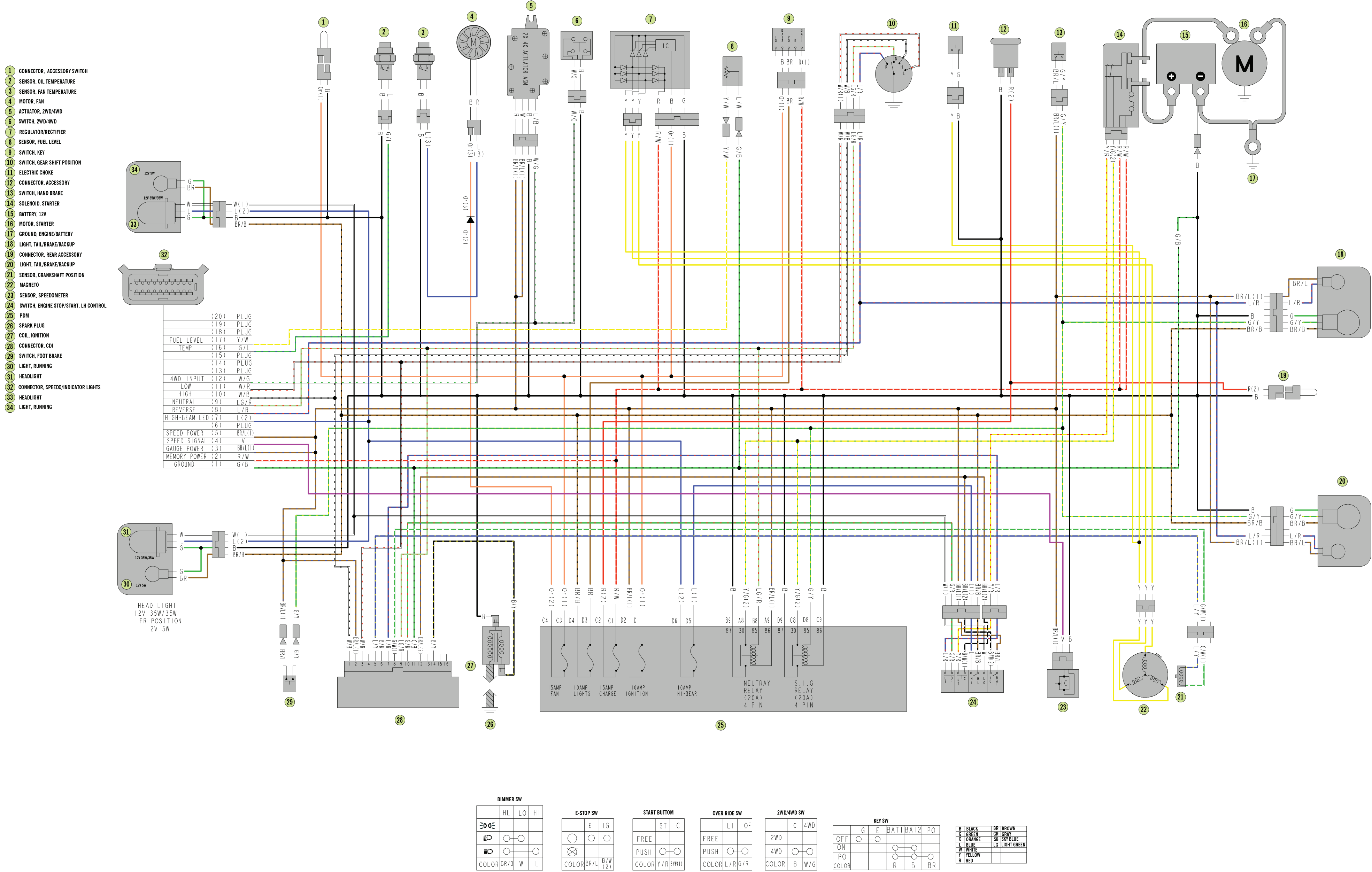
Main Harness  
(p/n 3304-276)  
DVX 300

- 1 IGNITION UNIT
- 2 FUSE BOX
- 3 SWITCH, IGNITION
- 4 SWITCH, GEAR SHIFT POSITION
- 5 DIODE, NEUTRAL
- 6 RELAY, START-IN-GEAR
- 7 SWITCH, BRAKE
- 8 SOLENOID, STARTER
- 9 BATTERY, 12V
- 10 MOTOR, START
- 11 GROUND
- 12 LIGHT, TAIL/BRAKE
- 13 SENSOR, CRANKSHAFT POSITION
- 14 MAGNETO
- 15 REGULATOR/RECTIFIER
- 16 COIL, IGNITION
- 17 SPARK PLUG
- 18 SWITCH, COOLANT TEMPERATURE
- 19 MOTOR, FAN
- 20 FILTER, EMI
- 21 SENSOR, AIR TEMPERATURE
- 22 CONTROLS, HAND
- 23 SWITCH, BRAKE
- 24 LIGHT, RUNNING
- 25 HEADLIGHT
- 26 LIGHT, TEMPERATURE INDICATOR
- 27 LIGHT, NEUTRAL INDICATOR
- 28 LIGHT, REVERSE GEAR INDICATOR
- 29 LIGHT, HIGH BEAM INDICATOR



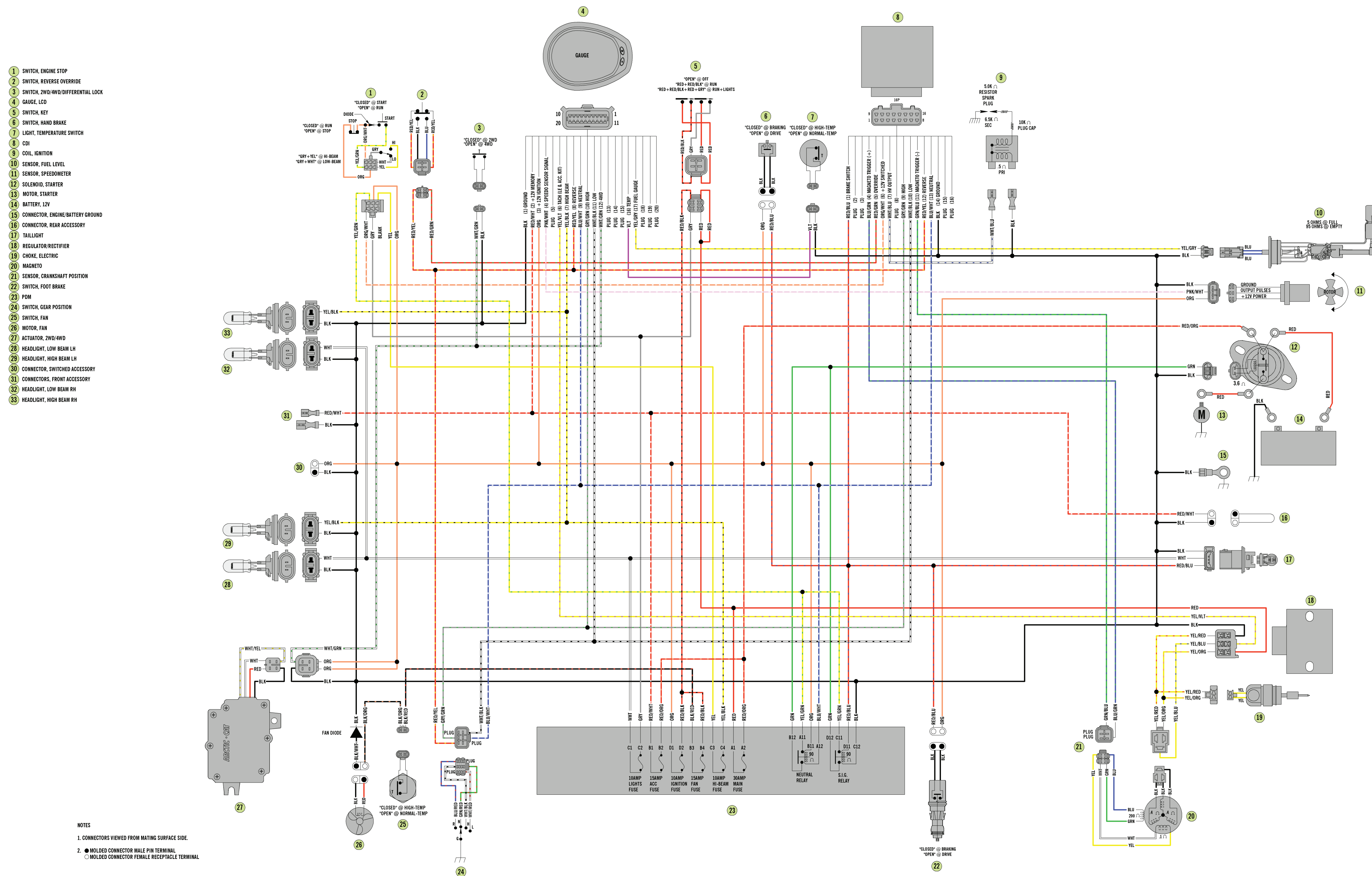
OVER RIDE SW			START SW			LIGHTS/DIMMER SW				EMERGENCY STOP SW			IGNITION SW					
	L1	OF		ST	C		PO	LO	HI		BAT	IG		E	BAT1	BAT2	PO	
FREE			FREE															
PUSH			PUSH															
COLOR	BLU/RED	GRN/RED	COLOR	YEL/RED	BLK/WHT (1)	COLOR	BRN/BLK	WHT	BLU	COLOR	BRN/BLU	BLK/WHT (2)	COLOR	BLK/WHT	GRN	RED	BLK	BRN

**Main Harness  
(p/n 0486-469)  
400 CR**

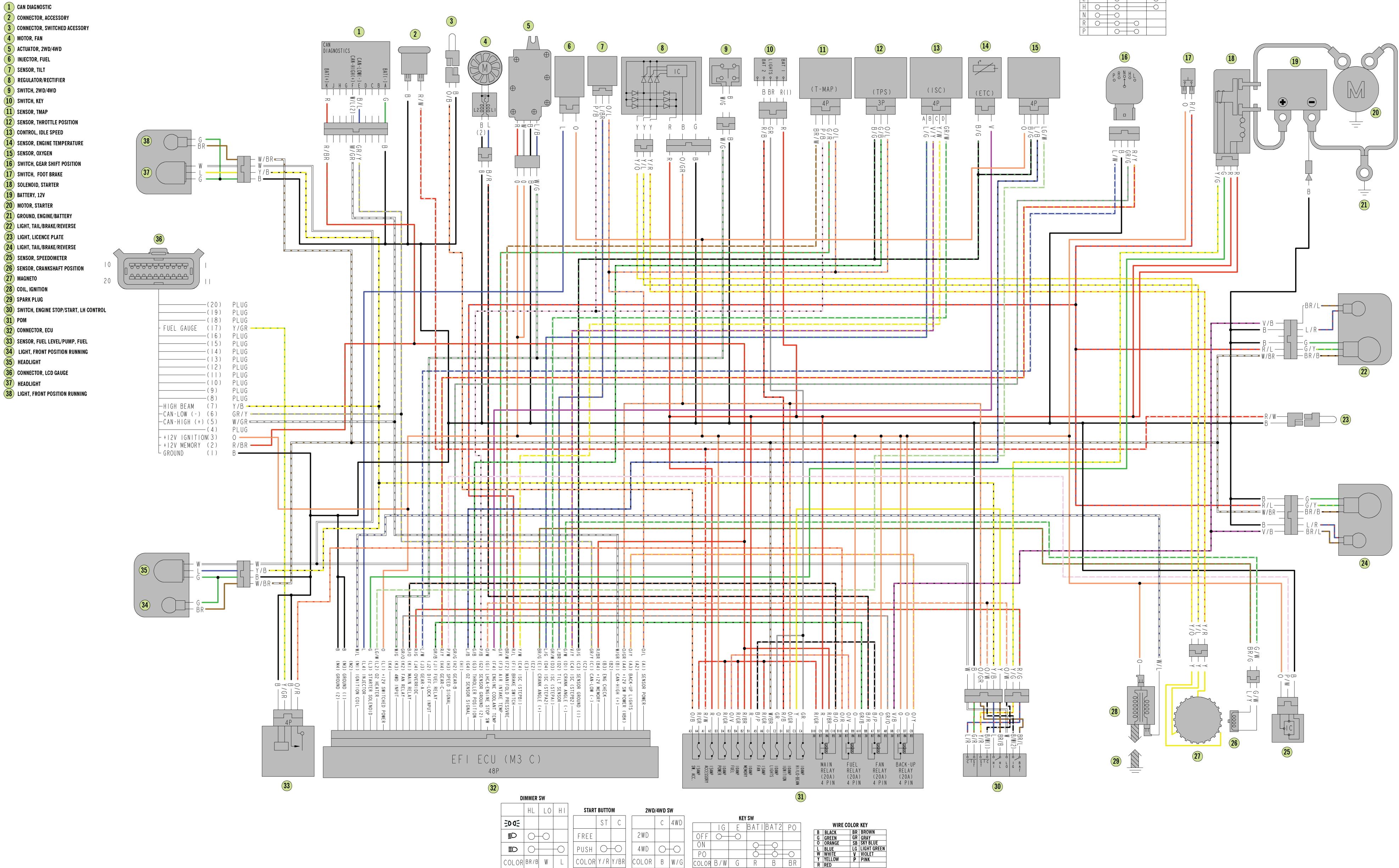




## Main Harness (p/n 0486-464) 400 TRV

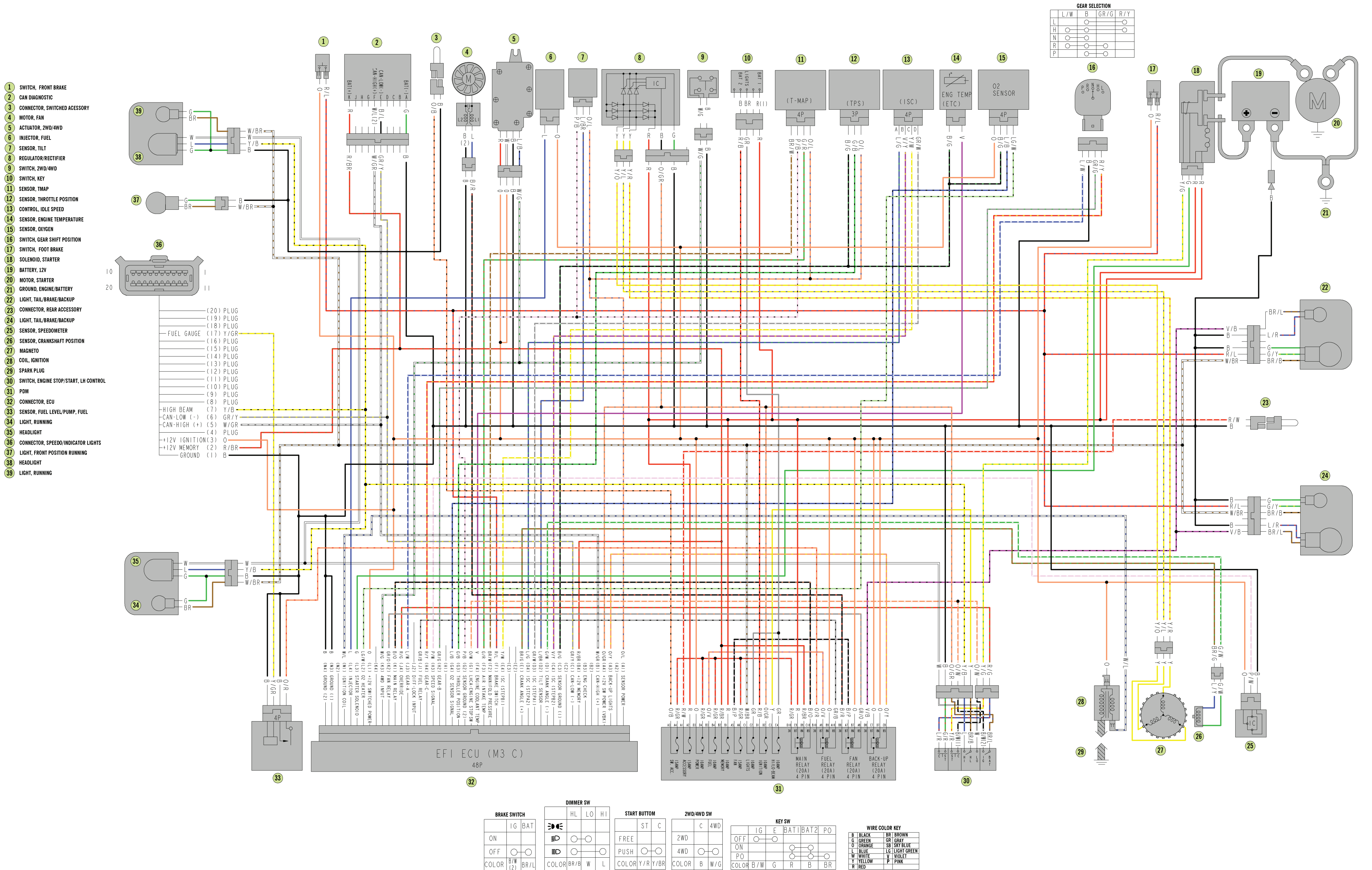


Main Harness  
(p/n 0486-472)  
450 CR

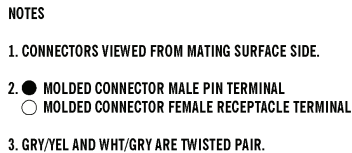




Main Harness  
(p/n 3306-879)  
XC 450

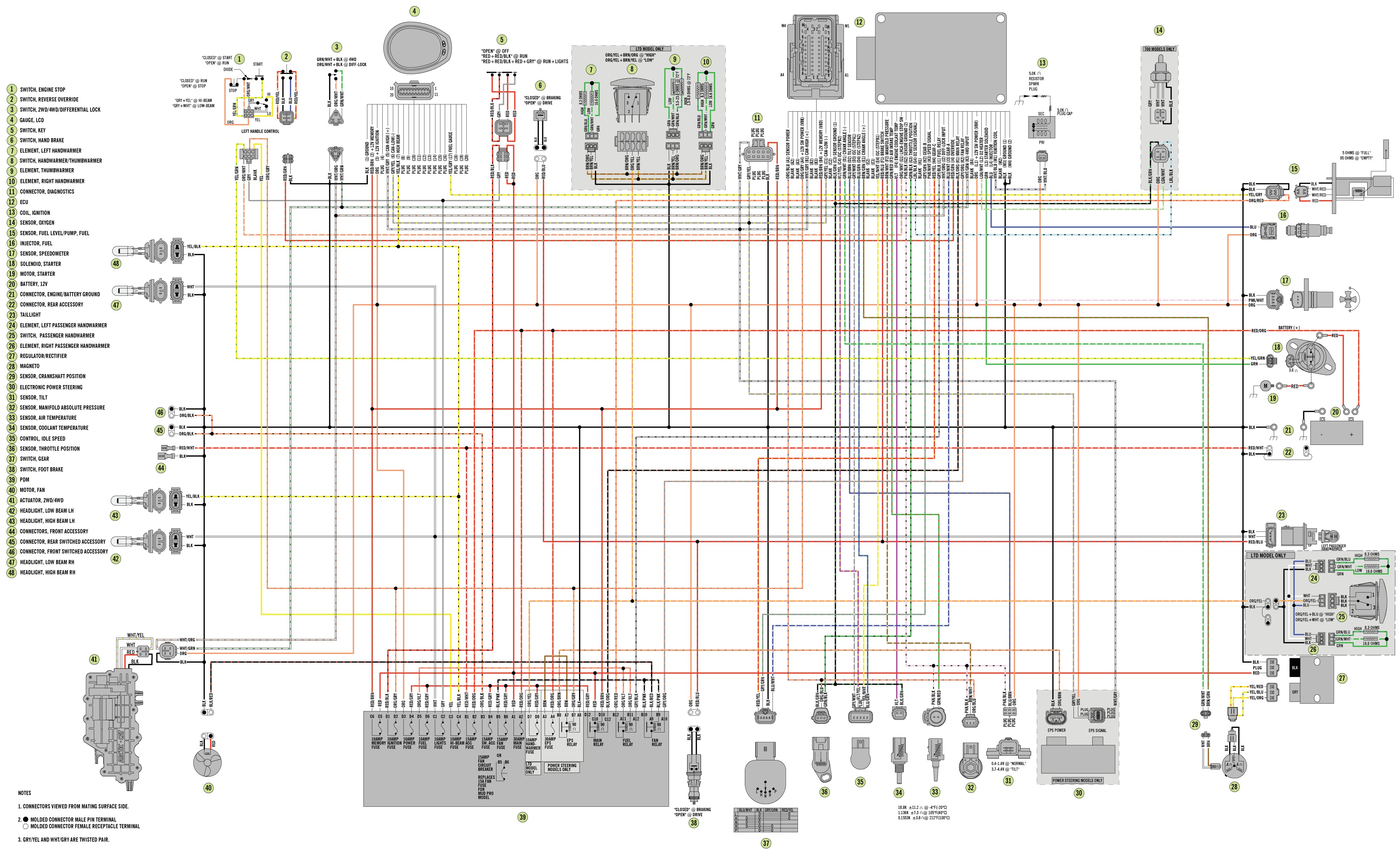


## 500 TRV





**Harness**  
**(p/n 0486-501) 550/XT**  
**(p/n 0486-502) 550 LTD**  
**(p/n 0486-503) 550 TRV XT**  
**(p/n 0486-504) 550 TRV LTD**  
**(p/n 0486-483) 700**  
**(p/n 0486-484) 700 LTD/XT**  
**(p/n 0486-510) 700 TRV LTD**  
**(p/n 0486-486) 700 Mud Pro**  
**(p/n 0486-481) 700 TRV XT**



NOTES

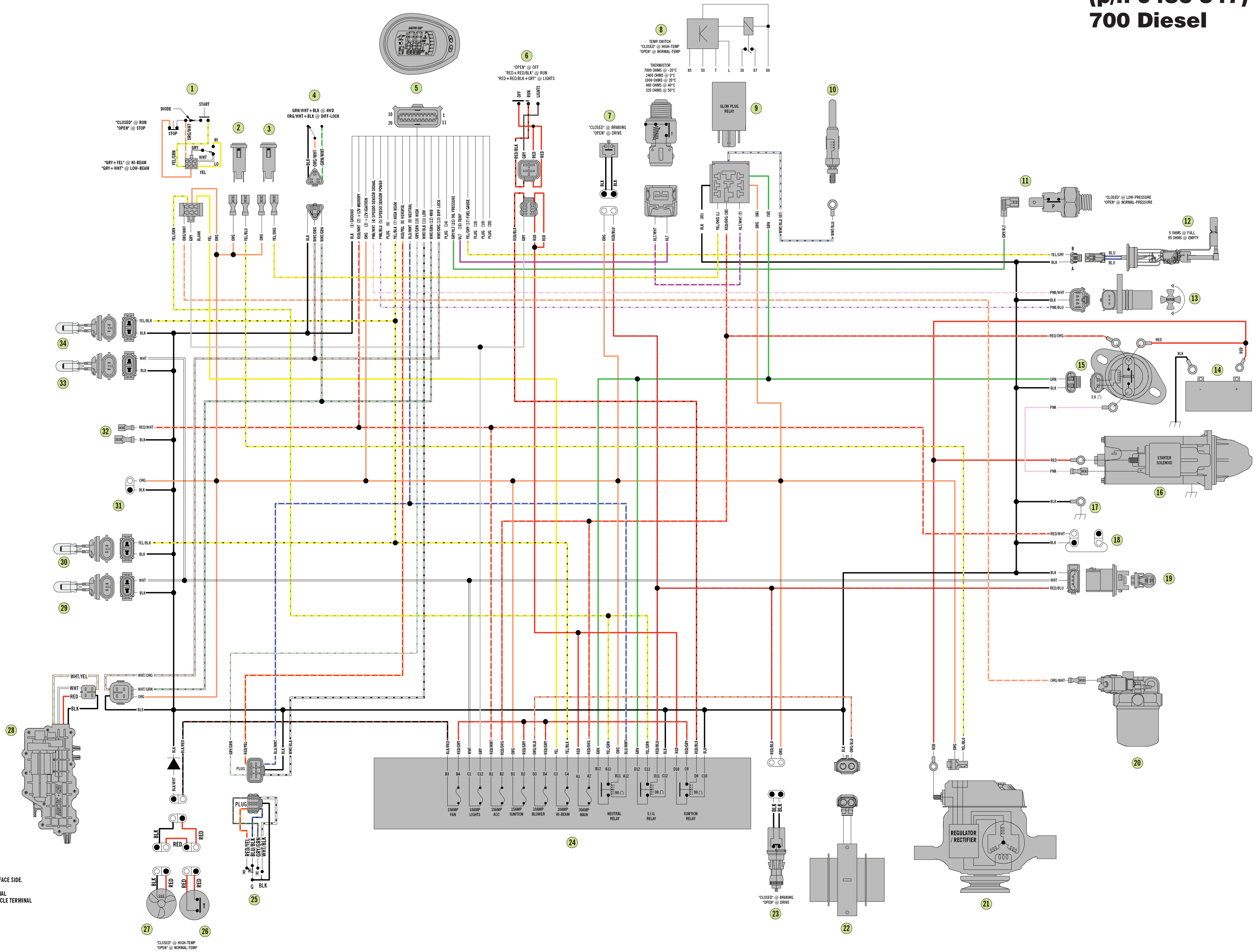
1. CONNECTORS VIEWED FROM MATING SURFACE SIDE.

2. ● MOLDED CONNECTOR MALE PIN TERMINAL  
○ MOLDED CONNECTOR FEMALE RECEPTACLE TERMINAL

3. GRV/YEL AND WHT/GRV ARE TWISTED PAIR.

**Harness**  
**(p/n 0486-347)**  
**700 Diesel**

- 1 SWITCH, EMERGENCY STOP
- 2 LIGHT, BATTERY INDICATOR
- 3 LIGHT, GLOW PLUG INDICATOR
- 4 SWITCH, 2WD/4WD/DIFFERENTIAL LOCK
- 5 GAUGE, LCD
- 6 SWITCH, KEY
- 7 SWITCH, HAND BRAKE
- 8 SENSOR, COOLANT TEMPERATURE
- 9 RELAY, GLOW PLUG
- 10 GLOW PLUG
- 11 SWITCH, OIL PRESSURE
- 12 SENSOR, FUEL LEVEL
- 13 SENSOR, SPEEDO
- 14 BATTERY
- 15 SOLENOID, STARTER
- 16 MOTOR, STARTER
- 17 CONNECTOR, ENGINE/BATTERY GROUND
- 18 CONNECTOR, REAR ACCESSORY
- 19 TAILLIGHT
- 20 SOLENOID, FUEL
- 21 ALTERNATOR
- 22 MOTOR, BELT BLOWER
- 23 SWITCH, BRAKE FOOT
- 24 PDM
- 25 SWITCH, GEAR
- 26 SWITCH, FAN TEMPERATURE
- 27 MOTOR, COOLANT FAN
- 28 ACTUATOR, 2WD/4WD
- 29 HEADLIGHT, LOW-BEAM LH
- 30 HEADLIGHT, HIGH-BEAM LH
- 31 CONNECTORS, ACCESSORY SWITCHED
- 32 CONNECTORS, ACCESSORY
- 33 HEADLIGHT, LOW-BEAM RH
- 34 HEADLIGHT, HIGH-BEAM RH



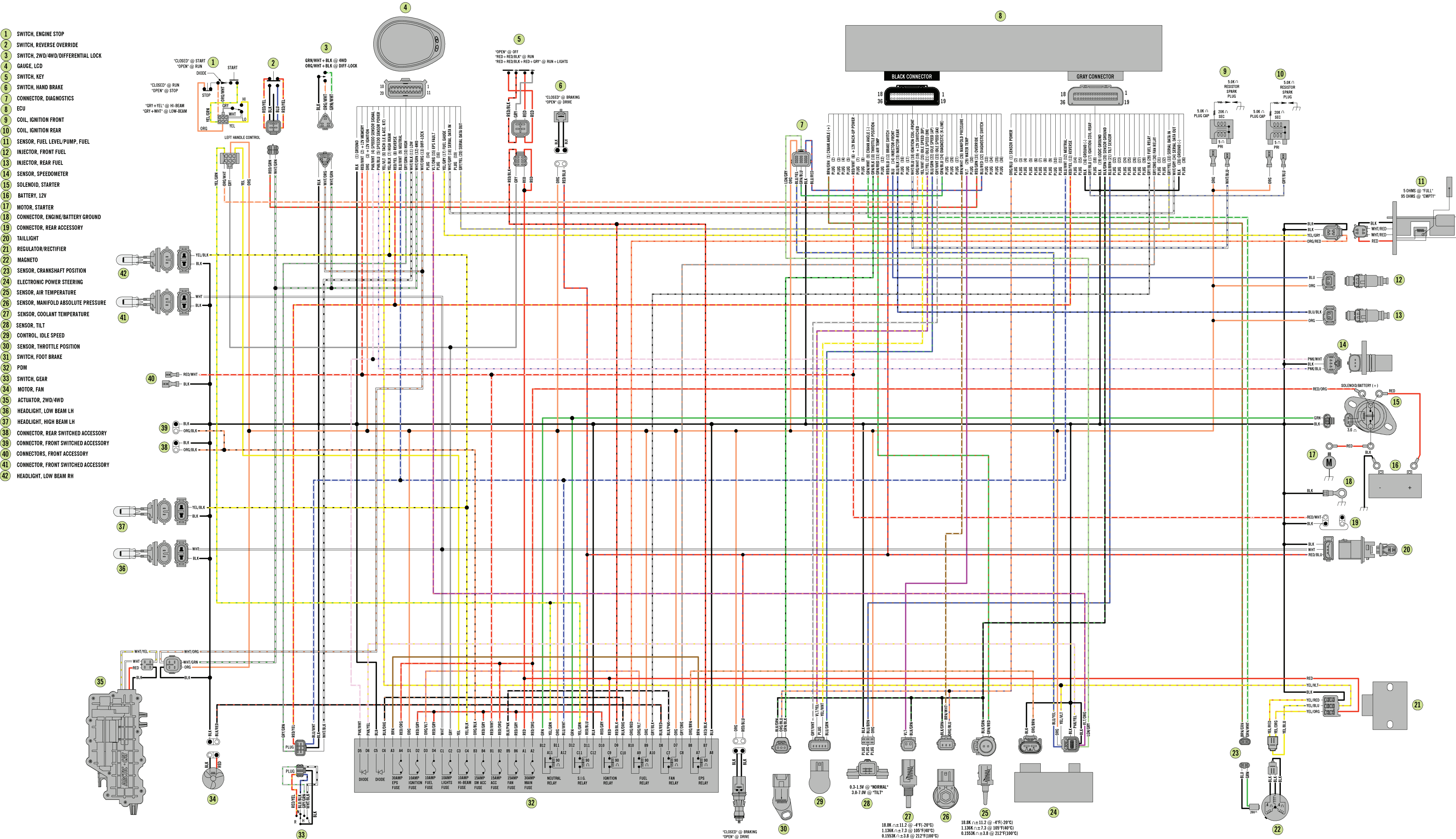
NOTES

1. CONNECTORS VIEWED FROM MATING SURFACE SIDE.

2. ● MOLDED CONNECTOR MALE PIN TERMINAL  
○ MOLDED CONNECTOR FEMALE RECEPTACLE TERMINAL



Main Harness  
(p/n 0486-499)  
1000 XT



NOTES

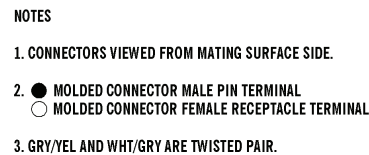
1. CONNECTORS VIEWED FROM MATING SURFACE SIDE.

2. ● MOLDED CONNECTOR MALE PIN TERMINAL  
○ MOLDED CONNECTOR FEMALE RECEPTACLE TERMINAL

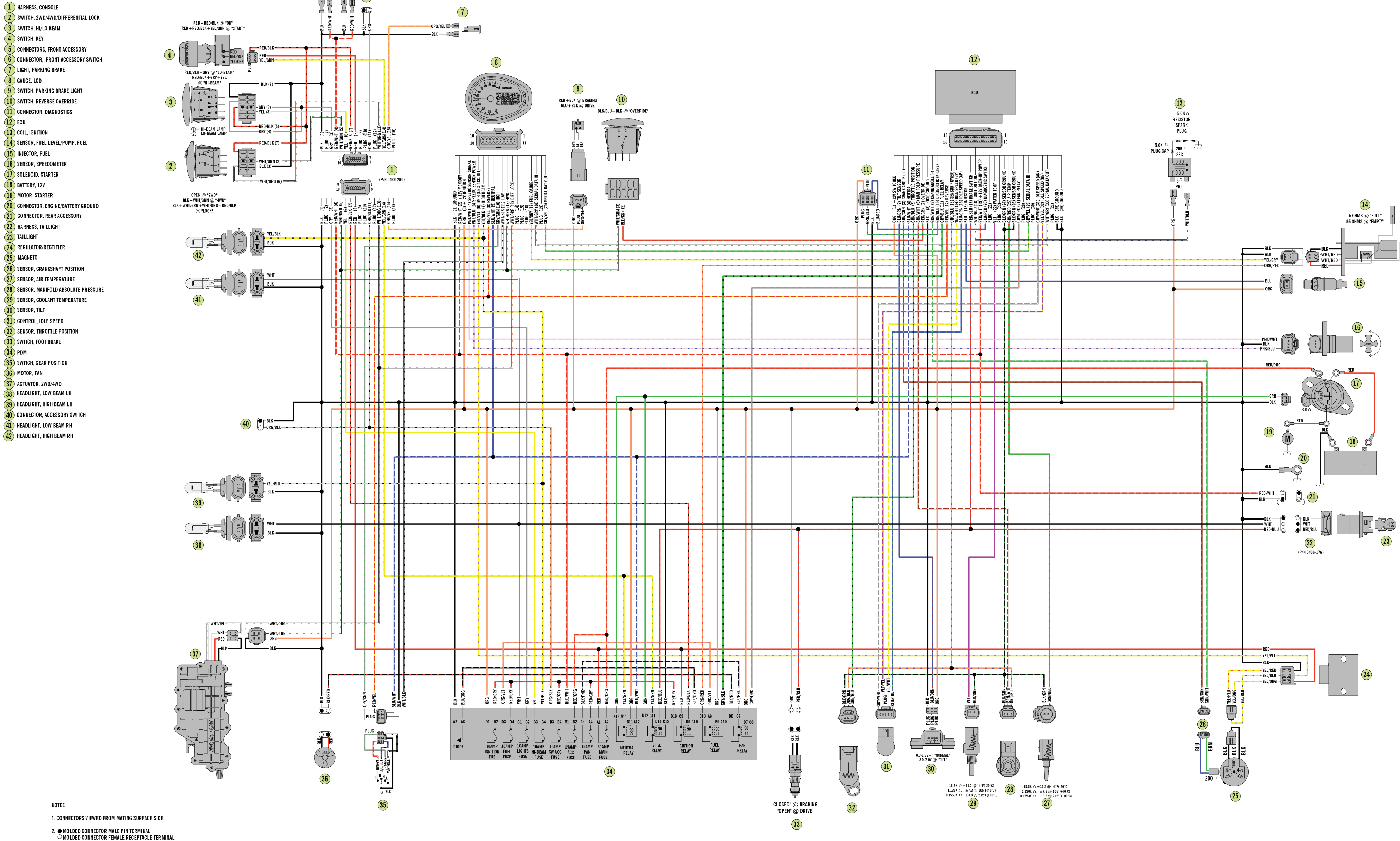
3. BLU/YEL AND LGN/GRY ARE TWISTED PAIR.  
GRY/YEL AND WHT/GRY ARE SHIELDED TWISTED PAIR, SHIELD DRAIN WIRE IS CONNECTED TO BLK SPLICE (GROUND).



# 1000 TRV LTD

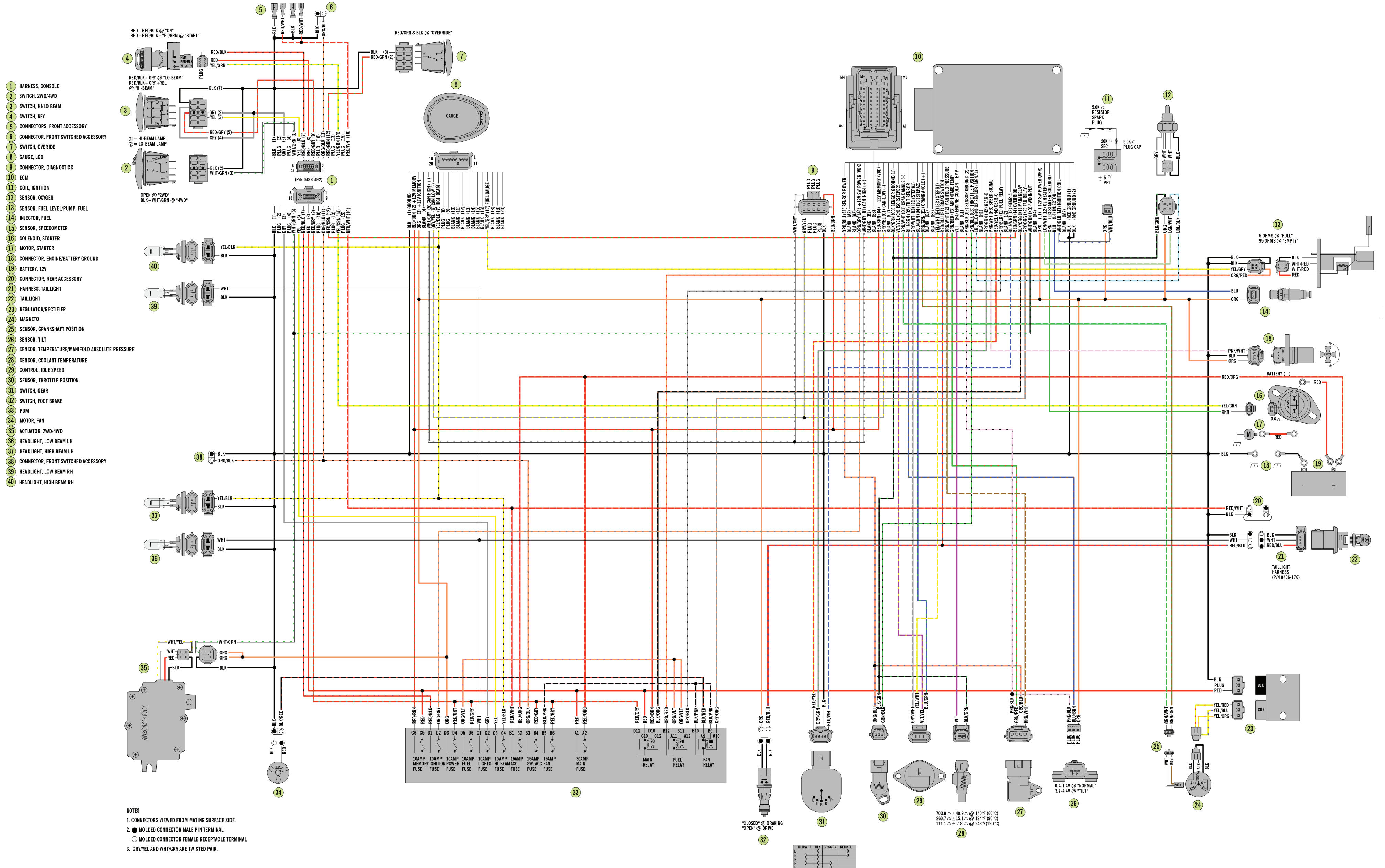


**Harness**  
**(p/n 0486-296)**  
**Prowler XT**

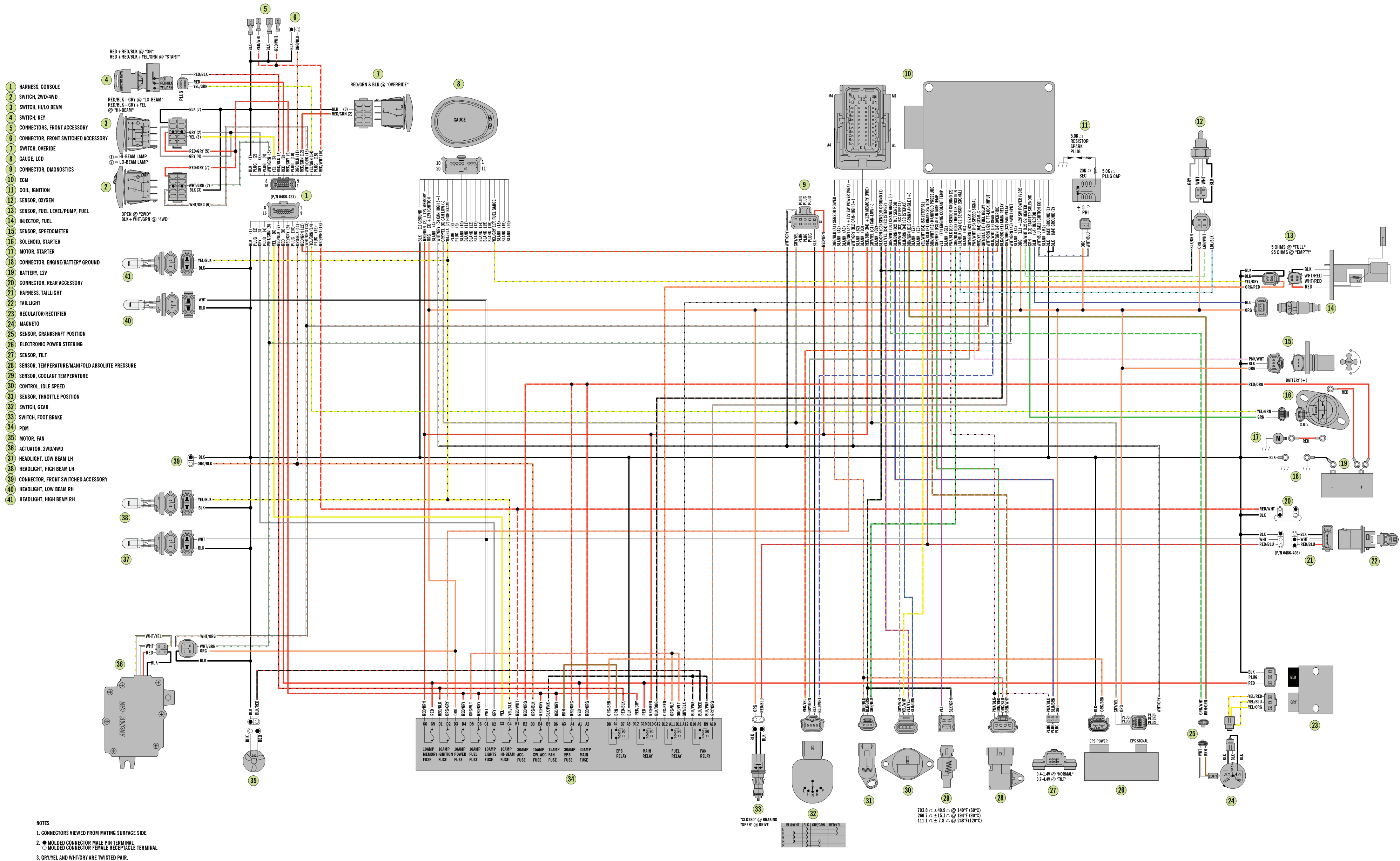




# Main Harness (p/n 0486-491) Prowler HDX 500



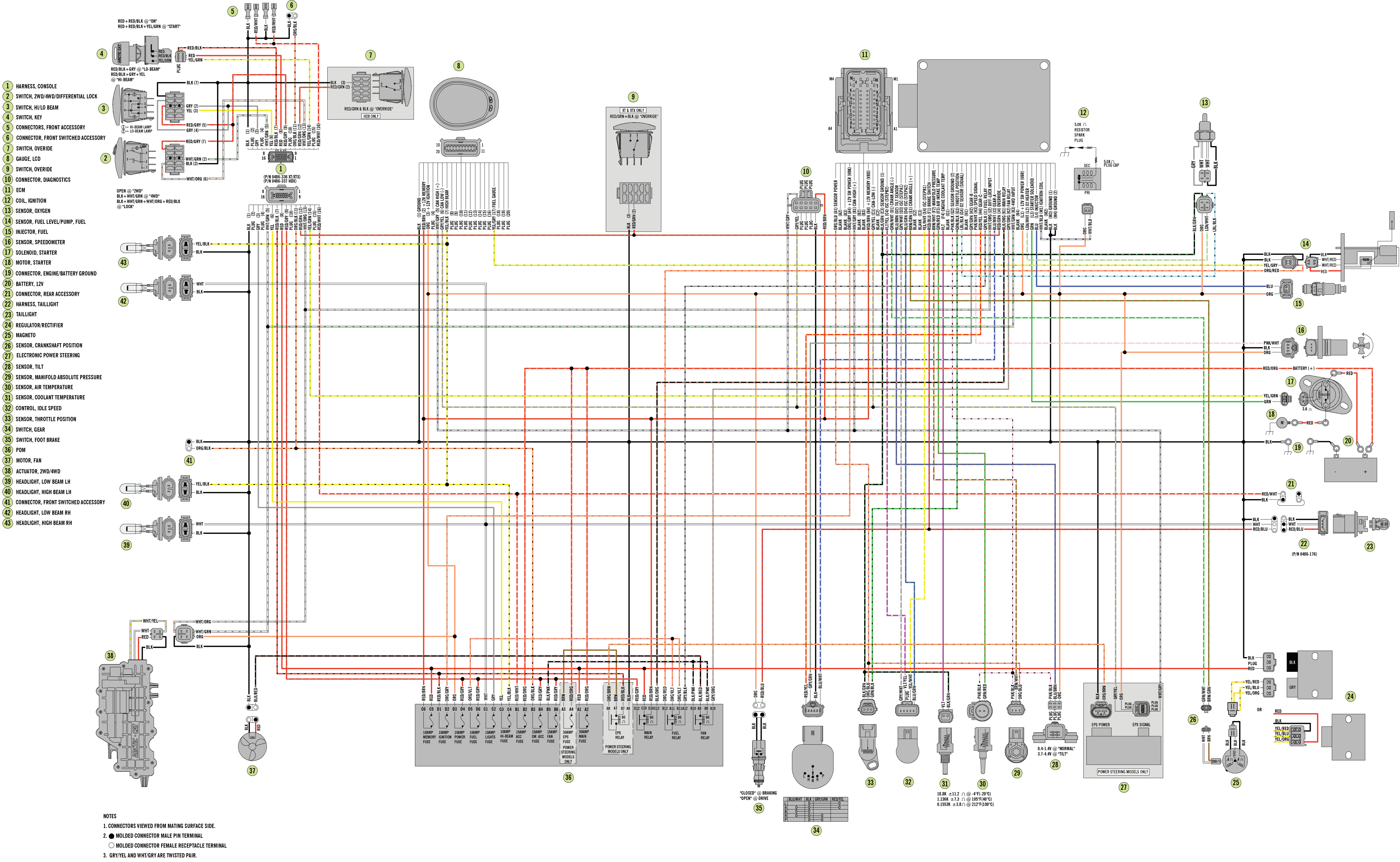
Main Harness  
(p/n 0486-519)  
Prowler HDX 500 LTD



- NOTES
1. CONNECTORS VIEWED FROM MATING SURFACE SIDE.
  2. ● MOLDED CONNECTOR MALE PIN TERMINAL  
○ MOLDED CONNECTOR FEMALE RECEPTACLE TERMINAL
  3. GRN/YEL AND WHT/GRY ARE TWISTED PAIR.

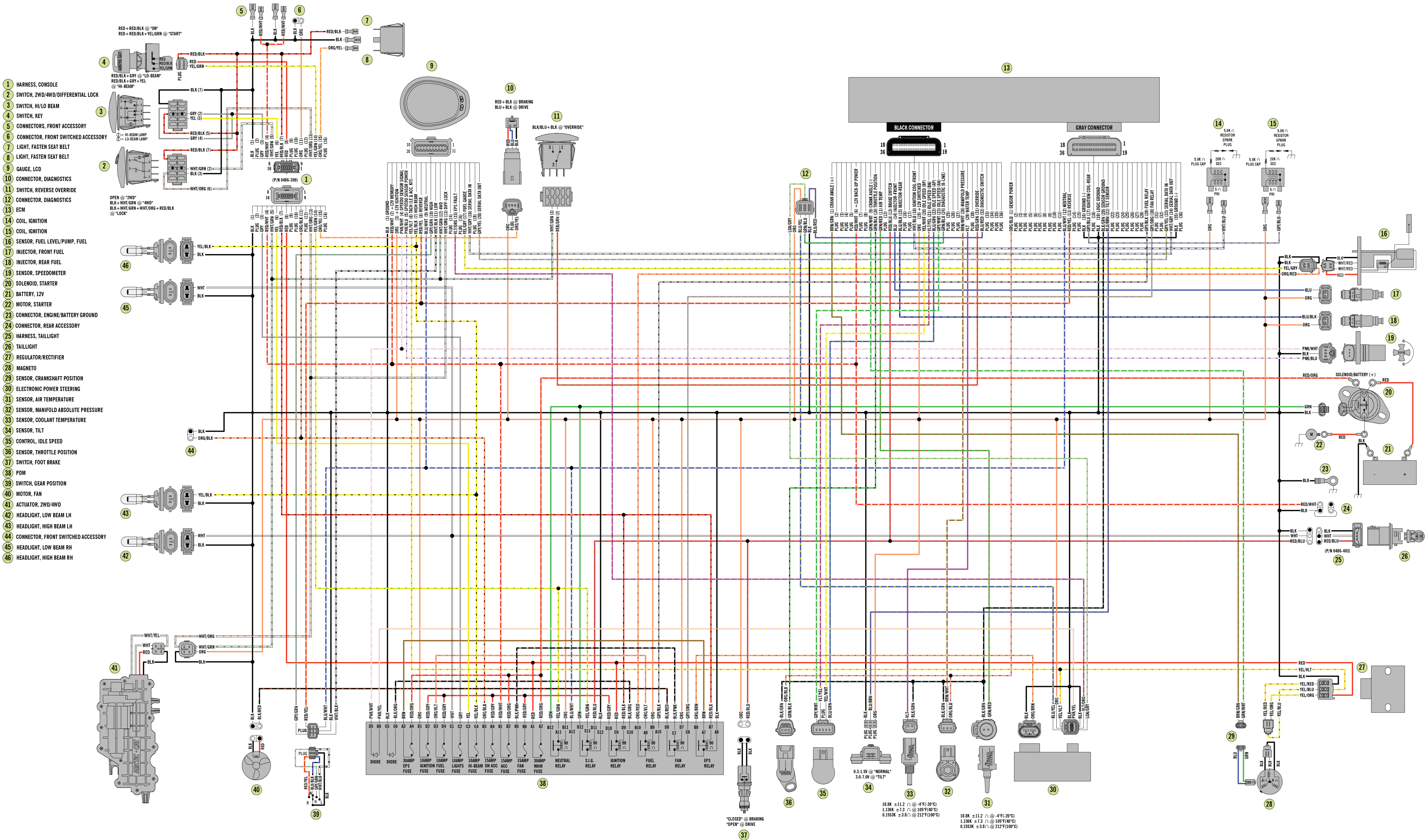


Main Harness  
(p/n 0486-488)  
Prowler HDX 700  
(p/n 0486-487)  
Prowler XTX

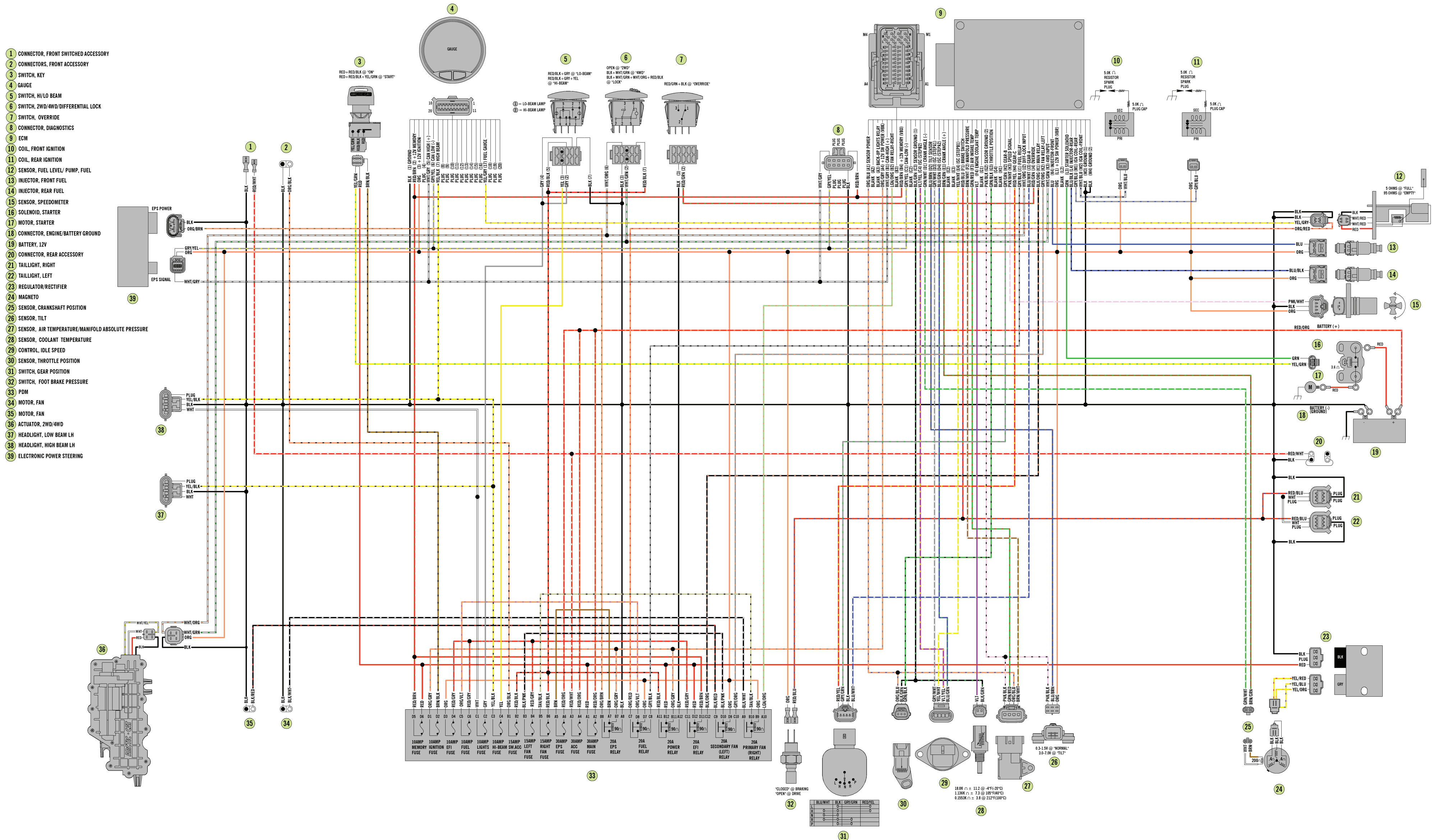




Main Harness  
(p/n 0486-500)  
Prowler XTZ



# Main Harness (p/n 0486-462) Wildcat/LTD/X/X LTD (p/n 0486-458) Wildcat 4/LTD/X/X LTD



- NOTES
- CONNECTORS VIEWED FROM MATING SURFACE SIDE.
  - MOLDED CONNECTOR MALE PIN TERMINAL  
○ MOLDED CONNECTOR FEMALE RECEPTACLE TERMINAL
  - GRY/YEL AND WHT/GRY ARE TWISTED PAIR.



# Main Harness (p/n 0486-459) Wildcat Trail/XT

